

### ALKON TUFF STAND

#### LOUVRE PANEL : ATSLP 914 x 610

These Louvre panels are made from 1.5mm (T) CRCA steel powder coated in Light Grey RAL 7035 colour. These louvre panels are designed to be fitted on ALKON Tuff Single or Double sided Stands and Alkon Tuff Trolley. Dimension : 914mm (W) x 610mm (H). Colour : Light Grey RAL 7035.

### ◀ ALKON TUFF SINGLE SIDED STAND : ATSSS

These stands are made from M.S. Steel Rectangular Pipes of size 25mm (L) x 50mm (W) x 1.6mm (T). These stands are used to mount three panels of ATSLP 914mm (W) X 610mm (H) on single side. Dimension : 915mm (W) x 550mm (D) x 1925mm (H). Colour : Light Grey RAL 7035.



### ALKON TUFF DOUBLE SIDED ▶ STAND : ATDSS

These stand are made from M.S. steel Rectangular pipes of size 25mm (L) x 50mm (W) x 1.6mm (T). These stands are used to mount three numbers of ATSLP 914mm (W) X 610mm (H) on each side. Dimension : 915mm (W) x 700mm (D) x 1925mm (H). Colour : Light Grey RAL 7035.

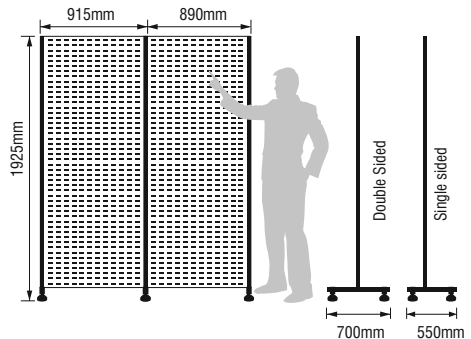


### ◀ ALKON TUFF ADD ON SYSTEMS

These louvre stands provide an efficient way to organize small parts bins (Supra Bins, Hippo Bins, Rhino Bins, Bull Bins and Koala Bins) providing a high density storage solution whilst maintaining an efficient way to retrieve items from the picking face.

These units can be configured as stand alone bays or built in runs using a starter and extension bays in either single or double sided formats.

For the add on bay the width increases by 890mm per add on depth and height remains the same.



### UNIVERSAL RAIL : AUR-1

Universal Rails of size 915mm (L) X 60mm (H) are made from 1.5 mm CRCA Steel and powder coated in Light Gray RAL 7035 colour. Rails can be mounted on any surface like walls, benches, slotted angle systems, stands, and trolleys.

These rails increase the flexibility of using different sizes of bins with ease and helps in optimizing storage space.




## ALKON TUFF TROLLEY : ATTB ▶

Alkon Tuff Trolleys are made from M.S. Steel Rectangular Pipes of size 25mm (L) x 50mm (W) x 1.6mm (T) duly powder coated in Light Grey RAL 7035 colour. Trolleys save time travelling to items stored in static shelving installations by putting all your small parts storage bins onto the trolley. Trolley can be used single sided or double sided as per requirement. Each trolley comes fitted with ergonomic plastic handles so that the trolley can be comfortably moved. The trolley is fitted with heavy duty swivel castors that offer ease of movement. Two of the castors are braked, which means the trolley can be secured when not in use.

Dimension : 995mm (W) x 700mm (D) x 1430mm (H)  
 (Considering castor wheel extension width wise inclusive of handle)  
 Colour : Light Grey RAL 7035.

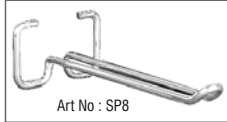

### Art No : ATTB

Trolley without louvre panels and bins.  
 (Order 2 Nos ATSLP 914mm (W) x 610mm (H) for single side use and 4 Nos ATSLP 914mm (W) x 610mm (H) for double side use separately).



## LOUVRE PANEL SPIGOTS

Louvre Panel Spigots are available in 8 different sizes. These spigots are ideal for hanging a variety of parts such as fan belts, gaskets, hoses, automotive parts and packaged items.



Art No	Description
SP1	Single Prong 200mm (L) x 6mm (D) Rod
SP2	Double Prong 200mm (L) x 6mm (D) Rod
SP3	Pipe Hook 150mm (L) (20mm x 20mm x 1.5mm pipe section)
SP4	Pipe Hook 250mm (L) (25mm x 25mm x 1.5mm pipe section)
SP5	Pipe Hook 300mm (L) (20mm x 20mm x 1.5mm pipe section)
SP6	Steel Hook 200mm (L) x 9.5mm (D) Rod
SP7	Euro Hook 200mm (L) x 6mm (D) Rod
SP8	Chrome Wire Hook 150mm (L) x 5mm (D)



LP 1 Louvre Fitted with Spigots.

## ALKON TUFF SINGLE SIDED STAND : ATSSS ▶


These stands are made from MS Steel Rectangular Pipes of size 25mm (L) x 50mm (W) x 1.6mm (T). These stands are used to mount three panels of ATSLP 914mm (W) X 610mm (H) on single side.

Dimension : 915mm (W) x 550mm (D) x 1925mm (H)

Colour : Light Grey RAL 7035.

Maximum No of Supra Bins mounted on Alkon Tuff Stands & Trolley shown as below :

ART NO	ALKON TUFF STAND		ALKON TUFF TROLLEY	
	Single Sided	Double Sided	Single Sided	Double Sided
<b>SB 1</b>	216	432	144	288
<b>SB 2</b>	144	288	90	180
<b>SB 3</b>	84	168	56	112
<b>SB 4</b>	60	120	40	80
<b>SB 5</b>	24	48	16	32
<b>SB 6</b>	60	120	40	80



**ATSSS Stand**

Fitted with Supra SB 4 Bins on single side.



**ATDSS Stand**

Fitted with Supra SB 3 Bins on both the sides.

## ◀ ALKON TUFF DOUBLE SIDED STAND : ATDSS

These stands are made from MS Steel Rectangular Pipes of size 25mm (L) x 50mm (W) x 1.6mm (T).

These stands are used to mount three panels of ATSLP 914mm (W) X 610mm (H) on each side.

Dimension : 915mm (W) x 700mm (D) x 1925mm (H)

Colour : Light Grey RAL 7035.

## ALKON TUFF TROLLEY : ATTB ▶

Alkon Tuff Trolleys are made from MS Steel Rectangular Pipes of size 25mm (L) x 50mm (W) x 1.6mm (T) duly powder coated in Light Grey RAL 7035 colour. Trolleys save time travelling to items stored in static shelving installations by putting all your small parts storage bins onto the trolley. Trolley can be used single sided or double sided as per requirement. Each trolley comes fitted with ergonomic plastic handles so that the trolley can be comfortably moved. The trolley is fitted with heavy duty swivel castors that offer ease of movement. Two of the castors are braked, which means the trolley can be secured when not in use.

Dimension : 995mm (W) x 700mm (D) x 1430mm(H)

(Considering castor wheel extension width wise inclusive of handle)

Colour : Light Grey RAL 7035.

### Art No : ATTB

Trolley without Louvre Panels and Bins.

(Order 2 Nos of ATSLP 914mm (W) x 610mm (H) for single side use and

4 Nos of ATSLP 914mm (W) x 610mm (H) for double side use separately).



**ATTB TROLLEY**

Fitted with mixed Supra Bins on both the sides.